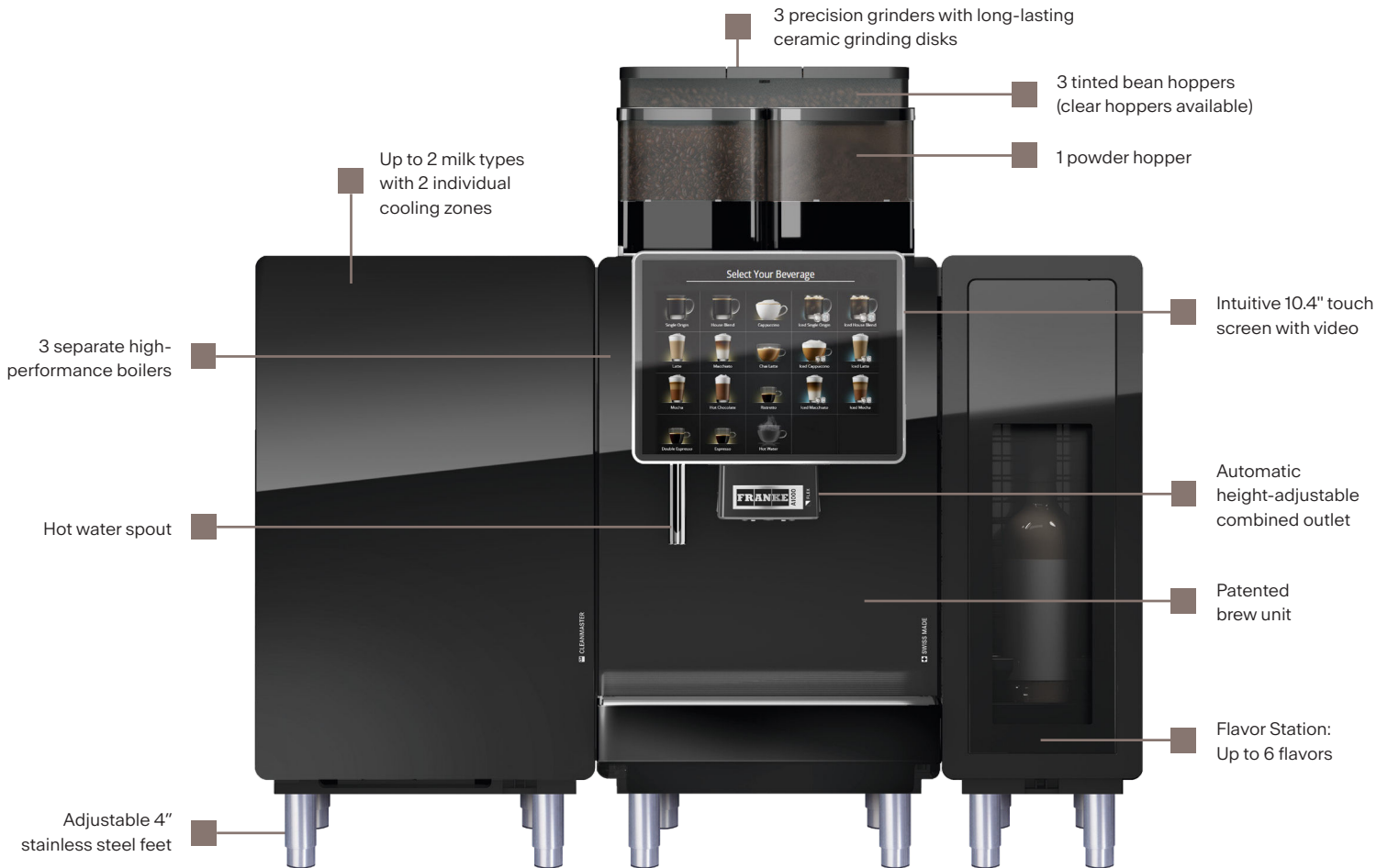




# A1000 FLEX



You no longer need to choose! The A1000 FLEX combines the best of both worlds with espresso-based beverages and freshly-brewed coffee in one machine. With integrated features such as the FoamMaster™ milk system for perfectly foamed or steamed milk and our patented iQFlow™ technology that delivers superior coffee extraction, creating the perfect beverage is at your fingertips. The flavor station has 6 different flavors to customize your drink. The 10.4" intuitive and configurable touch screen with video makes the A1000 FLEX a state-of-the-art coffee machine that can always be relied on. Easy to maintain with the CleanMaster™ automatic milk cleaning system. Simply follow the prompts on the display to activate the cleaning process.

UNIT	CUPS PER DAY
A1000 FLEX	Up to 300



iQFlow™

Groundbreaking technology that extracts more flavor for unrivaled in-cup-quality.



FoamMaster™

For perfect foam, every time.



**Franke Digital Services**

A clear view of commercial and operational performance.

# Coffee and espresso beverages in one machine.



**Franke Digital Services**  
A clear view of commercial  
and operational performance.

## 1 1000 FLEX Features

- One pre-set espresso bean hopper & grinder: 2.6 lbs., lockable (position: rear left)
- One pre-set coffee bean hopper (House Blend) & grinder: 2.6 lbs., lockable (position: rear right)
- One pre-set coffee bean hopper (Single-Origin) & grinder: 1.3 lbs., lockable (position: front left)
- One chocolate powder dosing system: approx. 2.6 lbs., lockable (position: front right)
- Cup sensor
- iQFlow™
- Automatic height-adjusting dispensing outlet

### Optional Features:

- Coffee grounds chute

### Special Order:

- Autosteam Pro (S3) steam wand (automatic milk foaming)

## 2 Milk and Cleaning Systems

- FoamMaster™ (FM): hot and cold milk and milk foam, individually adjustable consistency, integrated cleaning system
- CleanMaster (CM): fully automatic cleaning system with integrated cleaning cartridge and integrated cleaning tank
- For outstanding hygiene and unbeatable simplicity, efficiency, and convenience.

### Milk Capacity:

- 2 x 1 gallon

## 3 Flavor Station

- Automatic dosing station for up to six flavors

## Flexibility

Our product portfolio allows various assembly options — tailored to your needs.



**Franke Kaffeemaschinen AG**

[cs-info.ch@franke.com](mailto:cs-info.ch@franke.com)

**Franke Coffee Systems GmbH**

[cs-info.de@franke.com](mailto:cs-info.de@franke.com)

**Franke Coffee Systems Americas**

[cs-coffeesales.us@franke.com](mailto:cs-coffeesales.us@franke.com)

**Franke Coffee Systems UK**

[sales@frankecoffeesystems.co.uk](mailto:sales@frankecoffeesystems.co.uk)

[us.coffee.franke.com](http://us.coffee.franke.com)

# Technical Data

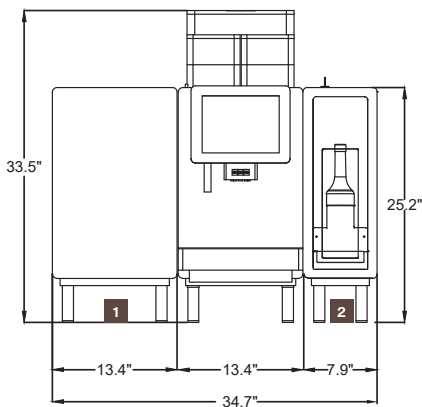
## Machine models

Model	Specification
A1000 FLEX	
Electrical Connection	208V (30A)
Dimensions	13.4"W x 33.5"H in x 23.6"D
Weight (empty)	220 lbs (FM CM incl. SU12 CM)

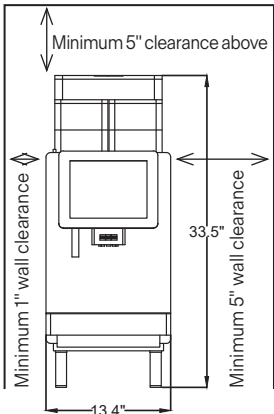


L6-30R

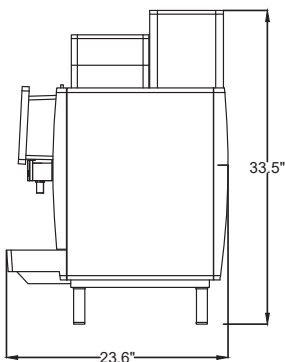
Standard Configuration - Front Profile



Front Profile and Clearances\*



Side Profile



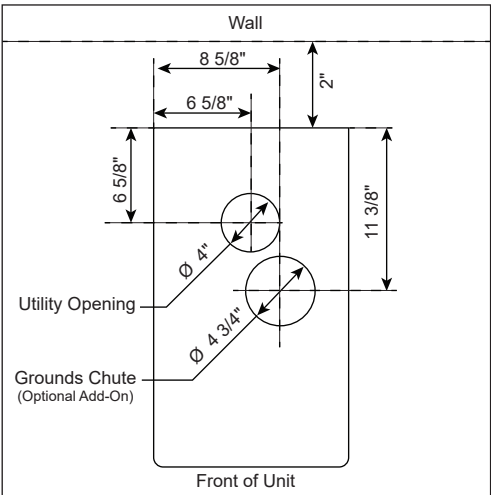
## Water quality requirements

Aroma	Fresh and pure taste, with no perceptible aroma
Color	Clear
Total Hardness	70 – 140 ppm (mg/l) 4 – 8 gpg
Carbonate hardness	3 – 6° dH CH (carbonate hardness) 50 – 105 ppm (mg/l)
Acid content/ph value	6.5 – 7.5 pH
Chlorine content	< 0.5 mg/l
Chloride content	< 30 mg/l
TDS (Total dissolved solids)	30 – 150 ppm (mg/l)
Electrical conductivity	50 – 200 µS/cm (microsiemens)
Iron Content	< 0.3 mg/l
Water pressure	80 – 800 kPa (0.8 – 8 bar)
Flow rate	> 0.1 l/sec
Water temperature	< 25°C

## Water connection and drain

Water connection	3/8" compression fitting, L = 59"
Drain hose	2x Dia = 0.75", L = 78.7"

Utility and Grounds Chute Openings



\*Clearance applies when milk and flavor systems are mounted under the counter.

Add-on units

1 Refrigeration unit

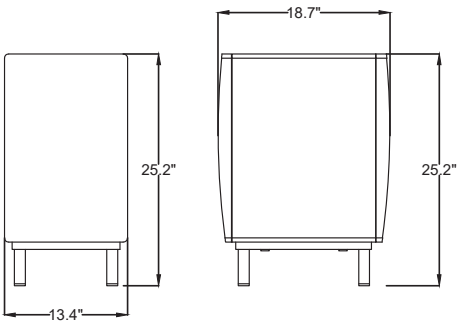
Electrical connection  
Dimensions  
Weight (empty)  
Color

SU12 CM (12l) (2 Gallon Milk)

120V (15A)  
13.4"W x 25.3"H x 18.7"D  
Approx. 57 lbs  
Black



5-15R



2 Flavor station

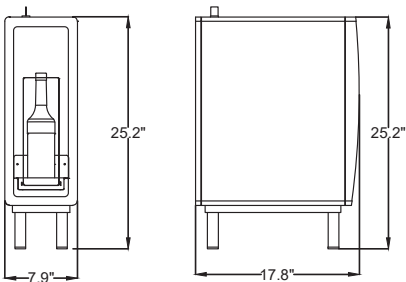
Electrical connection  
Dimensions  
Weight (empty)  
Color

FS6


120V (15A)  
7.9"W X 25.2"H X 17.8"D  
Approx. 48 lbs  
Black



5-15R



Digital services connectivity requirements

OPTION 1			OPTION 2 Additional costs may apply	OPTION 3 Limitations may apply
Ethernet/LAN <i>Recommended Option</i>	Connectivity Requirements Ethernet/LAN		Franke Connection KIT Cellular/ WiFi (Modem)	3rd Party Cellular Modem/ WiFi
 Internet connection provided to machine over LAN/Ethernet Cable	MQTT	Port 8883	<b>Mobile:</b> Private APN (Roaming partner) 4G  2 x LAN ports to connect Modem connects up to 2 machines Wifi capability upon request	<b>Mobile:</b> Cellular or WiFi connection  Customer provides modem
	NTP	Port 123		
	HTTPS	Port 443		
	MQTT Websockets	Port 443/ Port 444		

Customer is responsible for all connectivity.



ELT LISTED CONFORMS TO  
UL STD 197 CERTIFIED TO  
CSA STD C22.2  
NO 1093 | 123505



CONFORMS TO  
NSF STD 4